

Adamas Intelligence

Q1 2019

# Rare Earth Recap 2018: Global Production, Trade and Prices

## NdFeB (N42H)

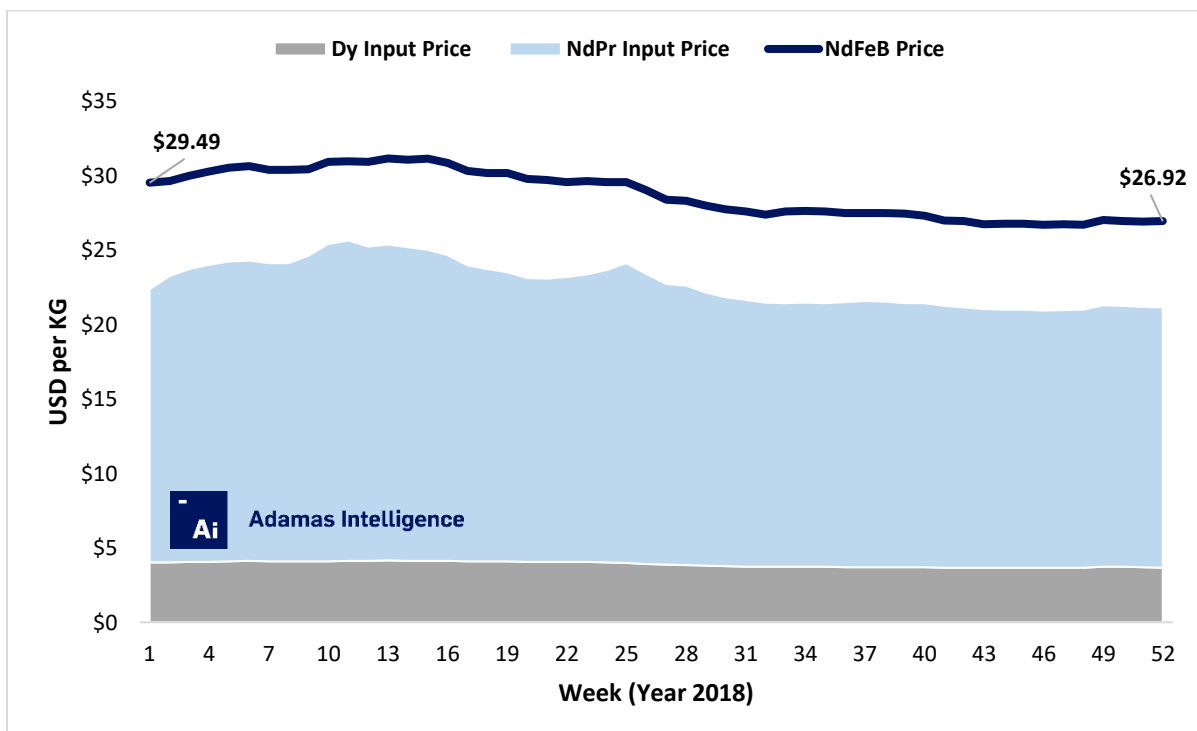
Specifications:

<b>Region:</b>	China domestic
<b>Basis:</b>	Ex-works
<b>Specifications:</b>	Hcb ≥ 12.0 kOe; Hcj ≥ 17.0 kOe; (BH)max = 40 MGOe; Max Temp = 120 °C
<b>Tax Included:</b>	16% ad valorem

Prices at a Glance:

<b>2018 Average:</b> <b>\$ 28.75 / kg</b>	<b>Change YoY:</b> <b>↑ 10.5 %</b>
<b>Trailing 3-Year Average:</b> <b>\$ 26.24 / kg</b>	<b>Trailing 5-Year Average:</b> <b>\$ 27.42 / kg</b>

52-Week Trend:



Source: Adamas Intelligence's "Rare Earth Materials Price Tracker"

## Gadolinium Oxide (4N)

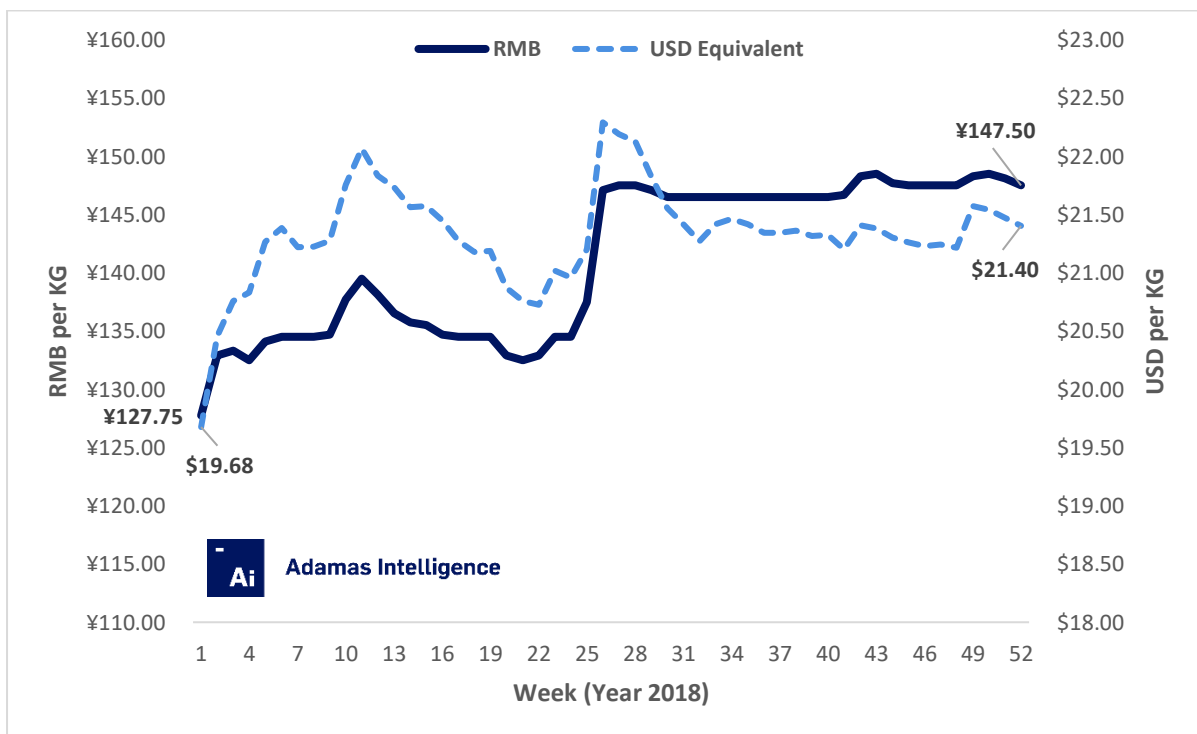
Specifications:

<b>Region:</b>	China domestic
<b>Basis:</b>	Ex-works
<b>Specifications:</b>	TREO ≥ 99%; Gd <sub>2</sub> O <sub>3</sub> /TREO ≥ 99.99%; Sm ≤ 0.001%; Eu ≤ 0.0015%
<b>Tax Included:</b>	16% ad valorem

Prices at a Glance:

<b>2018 Average:</b> <b>\$ 21.33 / kg</b>	<b>Change YoY:</b> <b>↑ 20.6 %</b>
<b>Trailing 3-Year Average:</b> <b>\$ 17.74 / kg</b>	<b>Trailing 5-Year Average:</b> <b>\$ 19.81 / kg</b>

52-Week Trend:



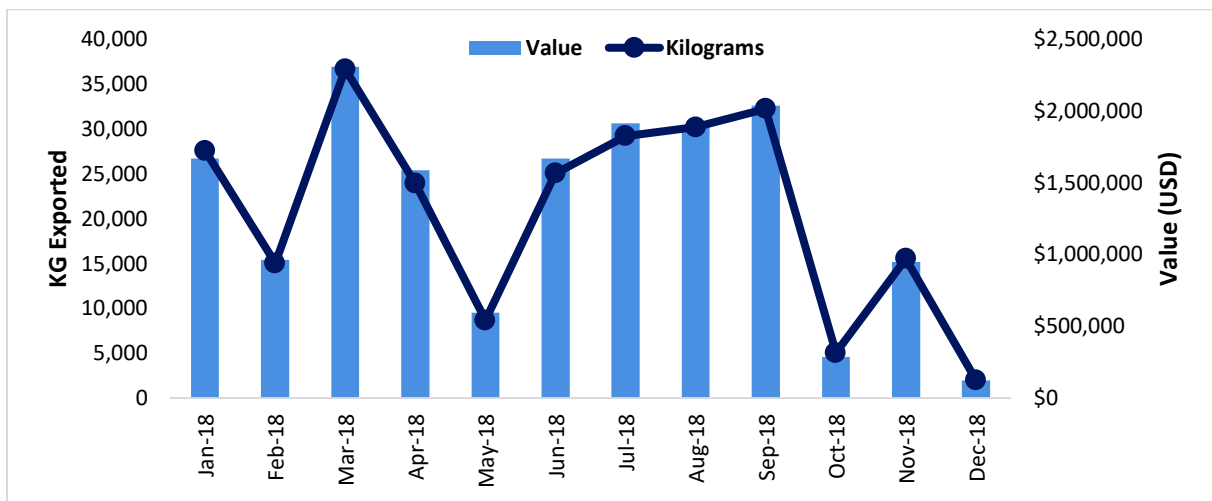
Source: Adamas Intelligence's "Rare Earth Materials Price Tracker"

## China Praseodymium Oxide Exports by Country and Value

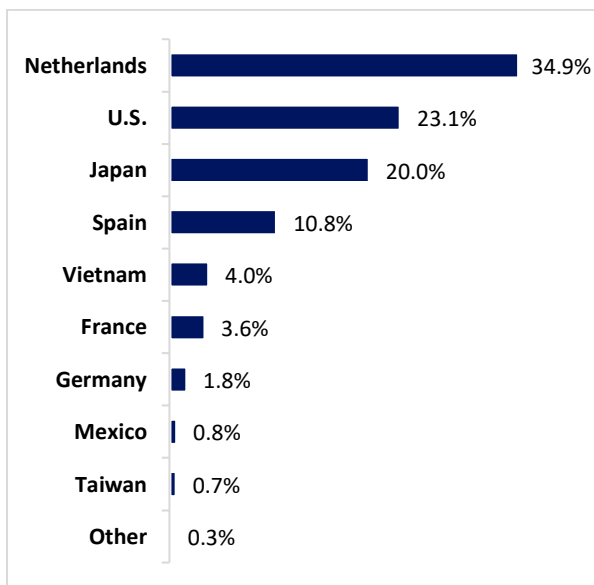
### Trade Overview:

<b>Tonnes Exported:</b>	251 tonnes (↑ 26.8% YoY)
<b>Value Exported:</b>	\$15.968 million (↑ 27.3% YoY)
<b>Average Unit Price:</b>	\$63.68 / kg (↑ 0.4% YoY)
<b>VAT Included:</b>	16% ad valorem

### Exports at a Glance:



### Exports by Country (Tonnes):



### Exports by Country (Value):

